




City-Park Verlegebeispiele




Stein 300/180, 180/180, 180/120




Stein 300/180, 180/180, 180/120




Stein 300/180, Stein 180/180, Stein 180/120



Stein 300/180



Stein 180/180 und Stein 180/120



Stein 180/180 und Stein 180/120